	Service NOTIFICATION	
	Flight Design GmbH Sielminger Str. 65 D-70771 L.-Echterdingen Tel +49 (0)711 90287-0 Fax +49 (0)711 90287-99 E-Mail: info@flightdesign.com	SN-ASTM-CT__-04; SN-ASTM-CT2k-05; SN-ASTM-CTSW-03 Revision 0
		Date of Initial Publication: 15-Oct-2008 Publication Date of this Revision: 15-Oct-2008

Service NOTIFICATION

Upper rudder hinge

SN-ASTM-CT__-04;
SN-ASTM-CT2k-05;
SN-ASTM-CTSW-03

1 Planning Information

1.1 Affected Aircraft

Type: CT
 Model: CT, CT2k, CTSW
 Serial Number: All serial numbers
 Applicable Countries: All Countries where ASTM standards are in effect

1.2 Concurrent Documents

None

1.3 Reason

Re- issue of existing document in order to implement it to the new Service document numbering system

1.4 Subject

All information see paragraph 3

1.5 Compliance

All information see paragraph 3

1.6 Personnel Qualifications


All information see paragraph 3

1.7 Approval

All information see paragraph 3

1.8 Weight and Center of Gravity

All information see paragraph 3

	Service NOTIFICATION	
	Flight Design GmbH Sielminger Str. 65 D-70771 L.-Echterdingen Tel +49 (0)711 90287-0 Fax +49 (0)711 90287-99 E-Mail: info@flightdesign.com	SN-ASTM-CT__-04; SN-ASTM-CT2k-05; SN-ASTM-CTSW-03 Revision 0
		Date of Initial Publication: 15-Oct-2008 Publication Date of this Revision: 15-Oct-2008

1.9 References

All information see paragraph 3

1.10 Superseded Documents

Technical Advice No. 5

Safety Directive No. 5

1.11 Contact Details

For further information or to report any Safety of Flight or Service Difficulty issues contact your Distributor responsible for your country.

Specific contact in USA:

Flight Design USA
 P.O. Box 325 South Woodstock, CT 06267
 Tel: 860 963 7272 / Fax: 860 963 7152
 Web: www.flightdesignUSA.com
 E-Mail: airworthiness@flightdesignUSA.com

For all other countries and in cases where the local distributor is not known or available contact Flight Design GmbH directly.

2 Resources

2.1 Materials

All information see paragraph 3

2.2 Manpower


All information see paragraph 3

2.3 Cost

All information see paragraph 3

3 Instructions

The following is the 1:1 copy of the existing document following the old numbering system.

	Service NOTIFICATION	
	Flight Design GmbH Sielminger Str. 65 D-70771 L.-Echterdingen Tel +49 (0)711 90287-0 Fax +49 (0)711 90287-99 E-Mail: info@flightdesign.com	SN-ASTM-CT__-04; SN-ASTM-CT2k-05; SN-ASTM-CTSW-03 Revision 0
		Date of Initial Publication: 15-Oct-2008 Publication Date of this Revision: 15-Oct-2008

FLIGHT DESIGN USA SAFETY DIRECTIVE No.5

Upper rudder hinge

Notification

Flight Design USA
 Woodstock Airport
 91, Route 169, PO. Box 325
 South Woodstock, Ct. 06267
 Tel: 860-963-7272 Fax: 860-963-7152
fstar@rcn.com

- Pages: One (1)
- Original Issue
- Date Effective October 10, 2006
- Scope: CT, CT2K, and CTSW in all versions.

Discussion

After 80 hours of operation, aircraft serial No. 01-06-02-12 was found to have a loose upper rudder hinge pin at the point where the pin is seated in the upper rudder rib.

Technical Advise No.5 dated July 1, 2003, was issued requiring that all existing aircraft at the time be inspected for the same problem.


No other aircraft were found to have this safety issue.

Corrective Action

All aircraft will continue to be inspected during periodic maintenance as specified in Chapter 3, Inspections, of the Maintenance and Inspection Procedures Manual.

Reminder

Flight Design reminds the Owner/Operator of a Flight Design aircraft that compliance with all Safety Directives, Aircraft Operating Instructions, Maintenance Manuals as well as the reporting of any and all Safety of Flight or Service Difficulties by the Owner/Operator is *mandatory* for the operation of an S-LSA aircraft.

	Service NOTIFICATION	
	Flight Design GmbH Sielminger Str. 65 D-70771 L.-Echterdingen Tel +49 (0)711 90287-0 Fax +49 (0)711 90287-99 E-Mail: info@flightdesign.com	SN-ASTM-CT__-04; SN-ASTM-CT2k-05; SN-ASTM-CTSW-03 Revision 0
		Date of Initial Publication: 15-Oct-2008 Publication Date of this Revision: 15-Oct-2008

4 Appendix

4.1 Changes to Previous Revision

No content changes – re-issue of existing document to new numbering system

4.2 Feedback Template Flight Design

All information see paragraph 3